



Contemporary Decorative SPC walls and flooring

www.covetiles.co.uk

Innovation and elegance for every room in your home

WHITBY
WALL AND FLOOR
TILE
P.07



For more information visit
www.covetiles.co.uk



Cove wall and floor tiles offer the finest products for every room in the house, from busy areas like kitchens and living rooms to cozy bedrooms and bright bathrooms. The solid SPC coverings ensure durability and with a choice of colours and design styles give you everything you need to transform the walls and floors throughout your home.

SPC wall and floor tiles are water-proof, rigid, dimensionally stable, and environmentally friendly making them ideal for areas with sustained exposure to moisture, such as bathrooms, laundry rooms and kitchens.

Contents



WALL AND
FLOOR TILES



GLOSS TILES



FLOOR TILES



HERRINGBONE
FLOOR TILES

THE BENEFITS OF COVE SPC WALL AND FLOOR TILES



Fireproof



Waterproof



Easy to install



Eco-Friendly



No heavy
metal



15 Year
guarantee



Anti slip



Compatible
with underfloor
heating



Impact
resistant



Stain
resistant

Transform any room with a choice of styles and finishes

Living room

Cove SPC products bring a blend of innovation and elegance to living room spaces. Known for their exceptional durability, these products are a perfect fit for the busy environment of a living room.

Being 100% waterproof they are stain resistant and also resist impacts and scratches, ensuring they maintain their aesthetic appeal under daily use.



Inverness floor tile

CT-INVERNESS2291220
Page 11



Kitchen

Being exceptionally durable these products are ideal for the demands of a busy kitchen resisting the bumps, scratches and spills of everyday life. With the added benefit of being easy to install and maintain, Cove SPC products enable you to transform your kitchen.

Donegal floor tile

CT-DONEGAL2291220
Page 11



Bedroom

Cove SPC products bring a blend of comfort, style and durability to bedroom spaces. The solid SPC core of Cove tiles provide strength and stability, ensuring a long-lasting, beautiful floor that withstands the test of time. The sealed high-tech top layer adds an extra layer of protection, making the floors easy to clean and maintain.



Lumley Herringbone floor tile

CT-WHITBY610305
Page 13



Bantry wall tile

CT-BANTRY610305
Page 07

Bathroom

Cove SPC products are designed to withstand the humid and wet conditions in bathrooms and offer an ideal solution for bathroom flooring and walling, combining style with exceptional functionality.

The Cove range includes a variety of designs and textures, allowing you to create a bathroom that's not only practical but also aligns with your personal style.



SPC wall and floor tiles

Panel size / 610 x 305 x 4.5mm

Cove SPC tiles will bring your walls and floors to life with a choice of finishes that will help transform any space in your home.

WHITBY
FLOOR TILE

OBAN
WALL TILE

BANTRY
FLOOR TILE

Panel size / 610 x 305 x 4.5mm



BERWICK
CT-BERWICK610305



BANTRY
CT-BANTRY610305




TENBY
CT-TENBY610305



KINSALE
CT-KINSALE610305




GREYSTONES
CT-GREYSTONES610305



WHITBY
CT-WHITBY610305



MULROY
CT-MULROY610305




OBAN
CT-OBAN610305



CHESIL
CT-CHESIL610305



SEAFORD
CT-SEAFORD610305



GREYSTONES
FLOOR TILE

SPC Gloss wall and floor tiles

Panel size / 457 x 914 x 6.5mm

Gloss SPC wall and floor tiles add a touch of elegance and sophistication to any room. Their high-shine finish reflects light, making the space look larger and brighter. Whichever room in your home you are transforming, gloss wall tiles can instantly elevate your overall feel.




RUNSWICK
GLOSS
WALL AND
FLOOR TILE


Panel size / 457 x 914 x 6.5mm



RUNSWICK
CT-RUNSWICK457914G



BRIXHAM
CT-BRIXHAM457914G



BRIXHAM
GLOSS
WALL AND
FLOOR TILE

SPC Floor tiles

Panel size / 229 x 1220 x 5.5mm

Bring natural charm into your home with wood effect SPC floor tiles, combining durable and practical tiles with warmth and textures of wood. Showcasing the beauty of real wood floors, wood effect tiles offer a great alternative for those wanting a low maintenance option.

INVERNESS
FLOOR TILE

Panel size / 229 x 1220 x 5.5mm



INVERNESS
CT-INVERNESS2291220



LUMLEY
CT-LUMLEY2291220



DONEGAL
CT-DONEGAL2291220



KILKENNY
CT-KILKENNY2291220



RABY
CT-RABY2291220



RABY
FLOOR TILE



LUMLEY
FLOOR TILE

SPC Herringbone floor tiles

Panel size / 125 x 625 x 5.5mm

Our collection of SPC herringbone floor tiles offer you the perfect way to add style and character to your home. With their zigzag pattern, these tiles feel both on-trend and classic, making them a natural choice for floors in hallways, living rooms, kitchens and bathrooms.

DONEGAL
HERRINGBONE
FLOOR TILE

Panel size / 125 x 625 x 5.5mm



DONEGAL
CTH-DONEGAL125625




KILKENNY
CTH-KILKENNY125625



INVERNESS
CTH-INVERNESS125625



LUMLEY
CTH-LUMLEY125625



RABY
CTH-RABY125625



RABY
HERRINGBONE
FLOOR TILE